



Phone : (03242) 250741, Fax : (03242) 255511

# Bankura Sammilani College

P.O. - KENDUADIHI • DIST - BANKURA - 722102

ESTD. - 1948

NAAC ACCREDITED B<sup>++</sup> (CGPA-2.97)

Ref. No. ....

Dated the. ....

From : **Teacher -in-Charge**

## Students' Feedback for the session 2023-2024

### **Action Taken Report (As per the decision of the IQAC vide meeting dt. 20.12.2024 Resolution No. 1)**

1. As per demand from students and staff of some departments like Sanskrit, Geography, Nutrition, Microbiology, Philosophy, Principal/TIC is requested to approach DPI, Govt. of West Bengal for taking immediate positive steps for creation of teaching posts.
2. The convener of the Canteen Committee of college, Dr. Sk Saroar Hossain be and is requested to arrange meetings of the Canteen Committee for betterment of food qualities as per students' demand. A separate board maintaining the rates of different food-items is to be displayed on the wall of canteen.
3. More books as per the NEP syllabi to be purchased as demanded by the students. Librarians are requested to convene meeting with HODs for requisition of books as students' support.
4. As per demand from students of the science stream, some useful laboratory equipments to be purchased for practical class purpose as well as for their project works on priority basis and the matter be referred to the GB for sanction of requisite fund.
5. In respect of maintaining the cleanliness within the college campus positive steps be taken like checking of entry of automobiles into the college campus, placing of separate-coloured dustbins for bio degradable, not degradable waste materials at relevant points.
6. As per demand of students more sports items like Football, Cricket set, Table Tennis, Carroms, Badminton, Chess board etc. be purchased for the students.
7. Regarding coverage of syllabi by the teachers, and arranging more seminars / workshops, teaching staffs are requested to be more active for overall enhancement of qualities among the students.
8. More Drinking water and health service facilities to be provided to the students, with emphasize give to sanitary facilities.
9. Teaching staffs are to be made aware regarding more interactive and computer-assisted teaching, with the help of ICT enabled classrooms.



Swarpan Mukhopadhyay  
Teacher-in-charge  
Bankura Sammilani College  
P.O.-Kenduadihi  
Dist.-Bankura

E-mail : [bankurasammilanicollege@gmail.com](mailto:bankurasammilanicollege@gmail.com)

Website : [www.bankurasammilanicollege.net](http://www.bankurasammilanicollege.net)

# Bankura Sammilani College

## Students' Satisfaction Survey 2023- 24

Students' Satisfaction Survey has been conducted completely on **on-line mode**. The feedback questionnaire as posted in our college website was filled-up accordingly by the outgoing 6<sup>th</sup> semester students of the college. Altogether 25 MCQ type questions were set covering the 8 core aspects:

1. Curriculum and teaching
2. Student-teacher interactions
3. Library facilities
4. Laboratory facilities
5. Examination system
6. Functioning of the college office
7. Overall infrastructure of the college
8. Scope for extra-curricular activities

### **List of Questions (Alphabetically):**

- I. Admission procedure of the College
- II. Assistance from the college office
- III. Cleanliness and maintenance of college premises
- IV. Condition of sanitary system
- V. Condition of the Canteen
- VI. Digitization of overall system
- VII. Drinking water and health service facility
- VIII. Examination system of the college
- IX. Grievance and redressal system
- X. Is the courses studied by you have enhanced your knowledge, skills and capabilities
- XI. Laboratory facilities/ departmental infrastructure
- XII. Motivation from the teachers
- XIII. Number of teaching faculty in your department
- XIV. Opportunities for extra-curricular activities (Sports, Cultural etc)
- XV. Opportunity to participate in activities beyond the classroom (Workshops/ Projects / Fieldwork)
- XVI. Overall experience with internal assessment
- XVII. Percentage coverage of the syllabus
- XVIII. Physical infrastructure of the College
- XIX. Physical infrastructure of the college Library
- XX. Scholarship(s) available from the College
- XXI. Student-Teacher Interaction
- XXII. Support and assistance of the Library Staff
- XXIII. The teachers approach to teaching
- XXIV. Use of interactive and computer assisted teaching
- XXV. Your Percentage attendance in the classes

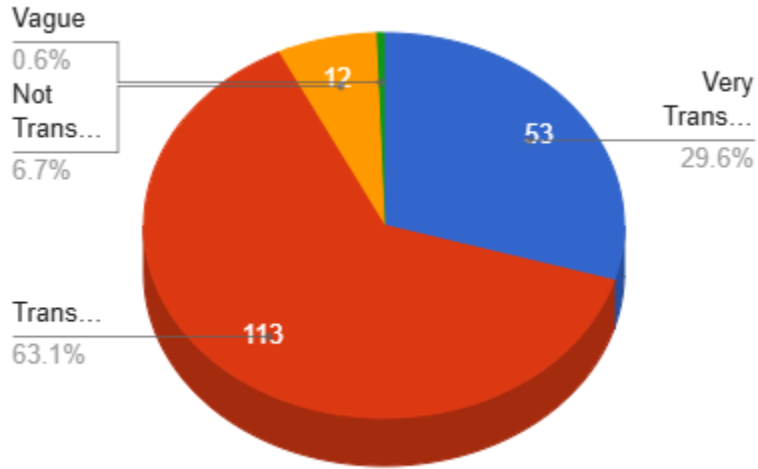
## Analysis of Students' Responses

The online survey was based on four-point scale grading system. pie charts were drawn individually for each of the 8 core aspects showing the relative percentage of each of the four responses.

<b>4</b>	<b>3</b>	<b>2</b>	<b>1</b>
Excellent/ Strongly agree/ more than 80%	Very good/ Agree/ 60- 79%	Good/ Not sure/ 40- 59%	Poor/ Disagree/ less than 40%

# Students' Feedback 2023-24

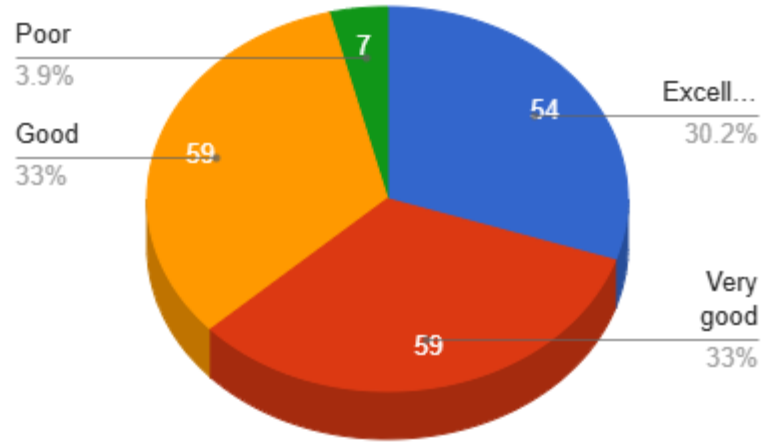
## 1. Admission procedure of the College



Very Transparent:	29.6%
Transparent:	63.1%
Not Transparent:	6.7%
Vague:	0.6%

## Students' Feedback 2023-24

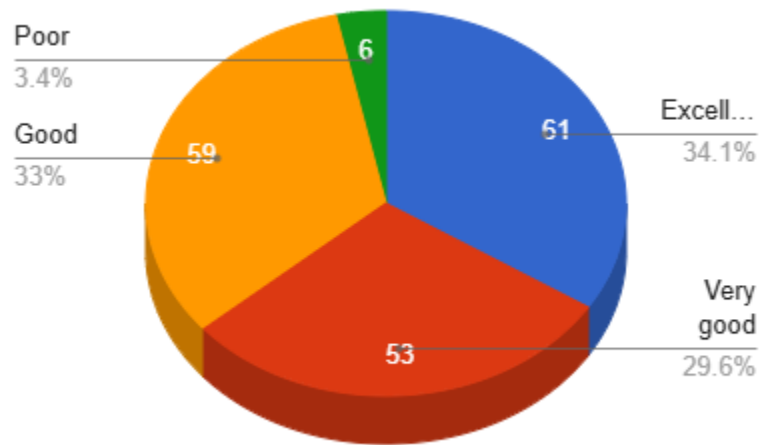
### 2. Assistance from the college office.



Excellent:	30.2%
Very Good:	33.0%
Good:	33.0%
Vague:	3.9%

## Students' Feedback 2023-24

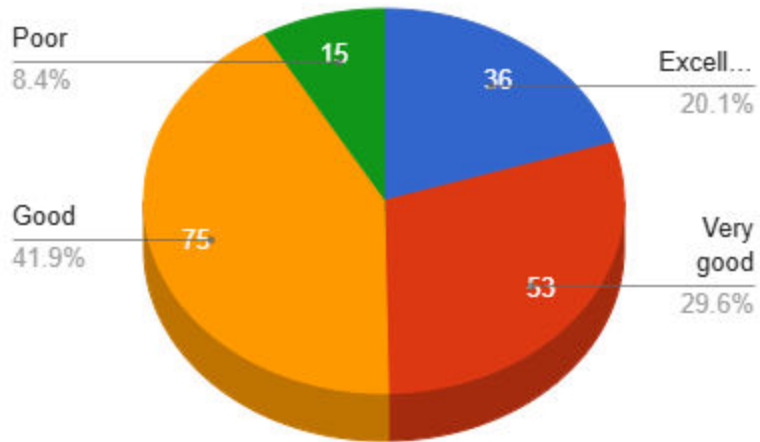
### 3. Cleanliness and maintenance of college premises.



Excellent:	34.1%
Very Good:	29.6%
Good:	33.0%
Poor:	3.4%

## Students' Feedback 2023-24

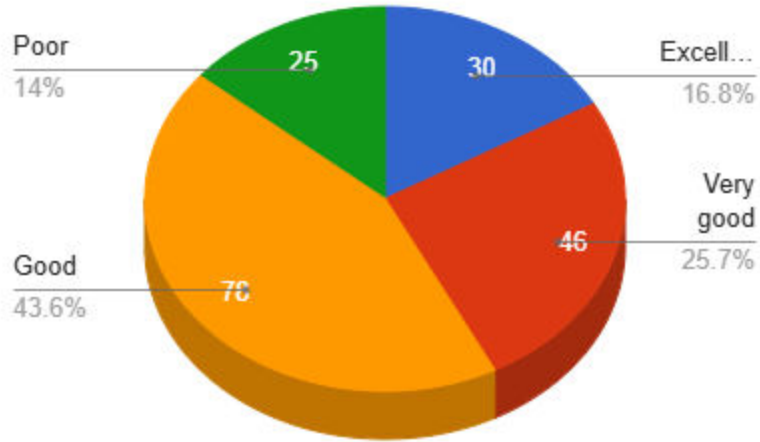
### 4. Condition of sanitary system.



Excellent:	20.1%
Very Good:	29.6%
Good:	41.9%
Poor:	8.4%

## Students' Feedback 2023-24

### 5. Condition of the Canteen.

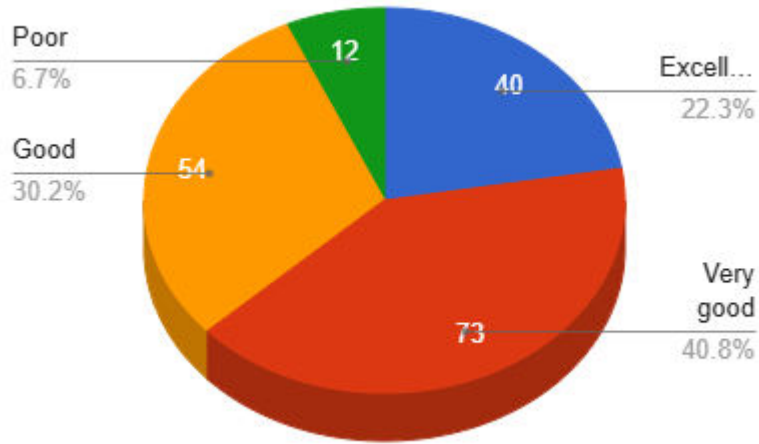


Excellent:	16.8%
Very Good:	25.7%
Good:	43.6%
Vague:	14.0%



## Students' Feedback 2023-24

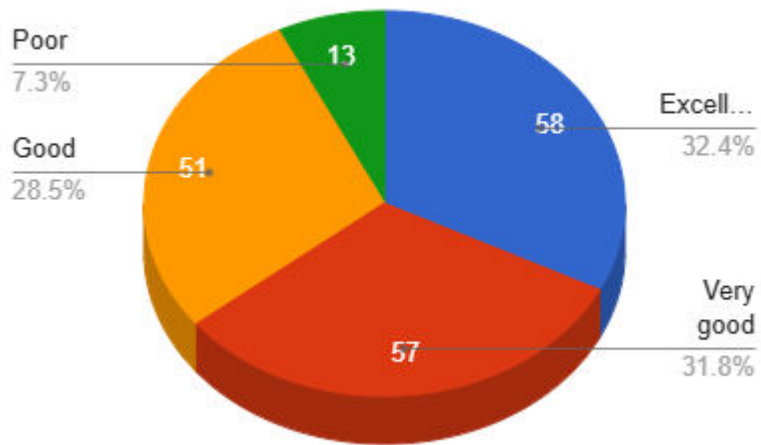
### 6. Digitization of overall system.



Excellent:	22.3%
Very Good:	40.8%
Good:	30.2%
Poor:	6.7%

## Students' Feedback 2023-24

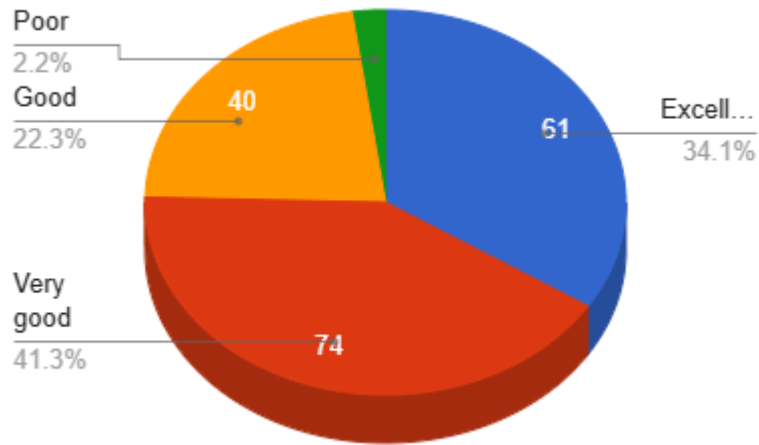
### 7. Drinking water and health service facility.



Excellent:	32.4%
Very Good:	31.8%
Good:	28.5%
Poor:	7.3%

## Students' Feedback 2023-24

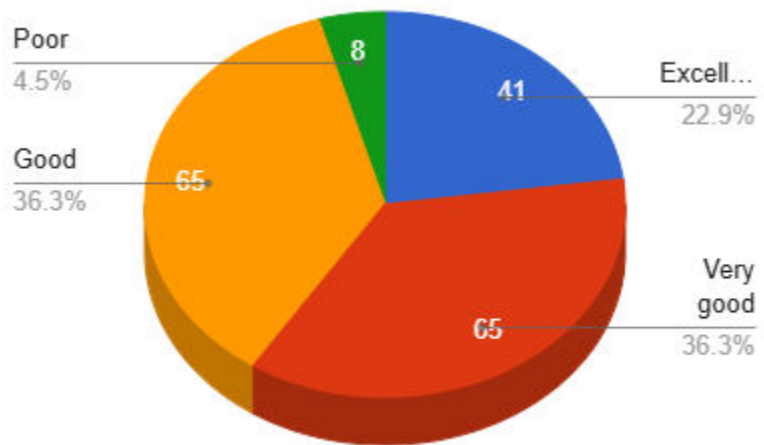
### 8. Examination system of the college.



Excellent:	34.1%
Very Good:	41.3%
Good:	22.3%
Poor:	2.2%

## Students' Feedback 2023-24

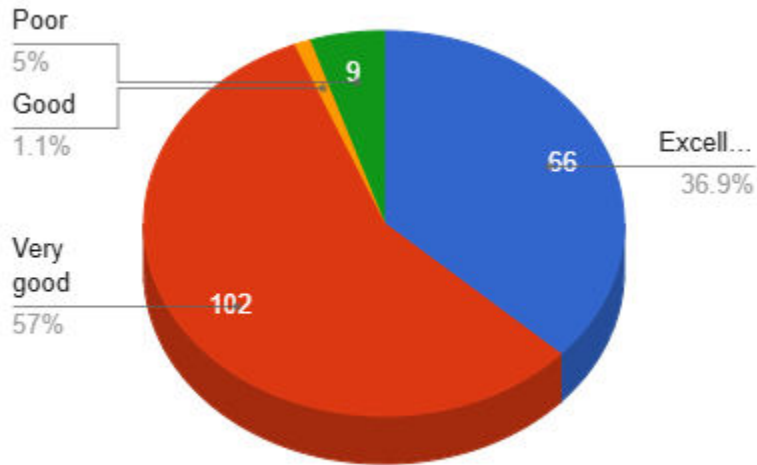
### 9. Grievance and redressal system.



Excellent:	22.9%
Very Good:	36.3%
Good:	36.3%
Poor:	4.5%

## Students' Feedback 2023-24

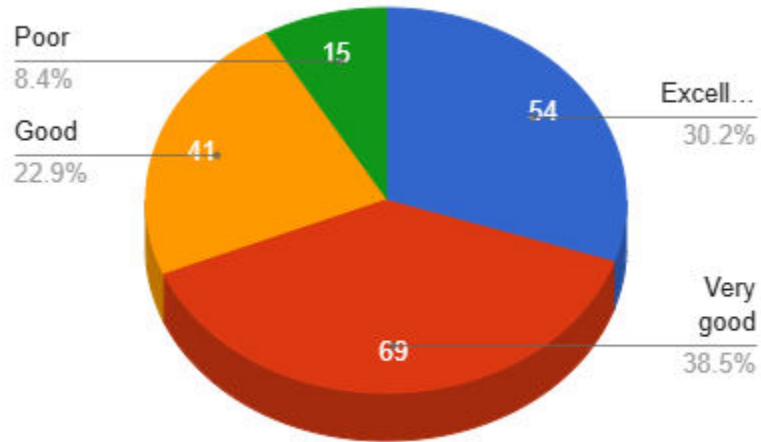
### 10. Is the courses studied by you have enhanced your knowledge, skills and capabilities?



Strongly Agree:	36.9%
Agree:	57.0%
Not Sure:	1.1%
Disagree:	5.0%

## Students' Feedback 2023-24

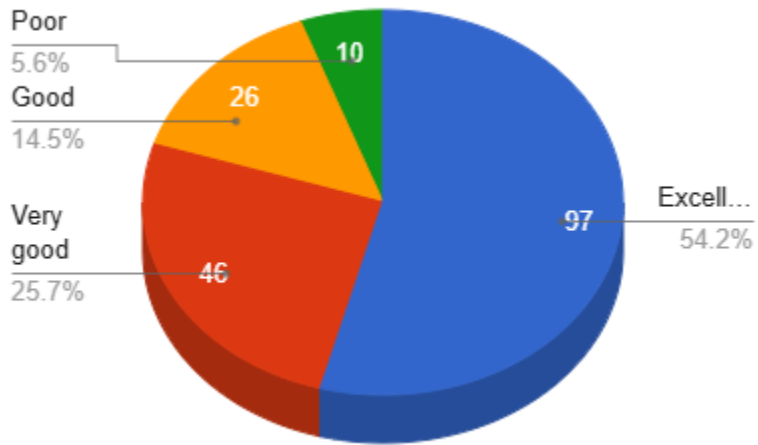
### 11. Laboratory facilities/ departmental infrastructure.



Excellent:	30.2%
Very Good:	38.5%
Good:	22.9%
Poor:	8.4%

## Students' Feedback 2023-24

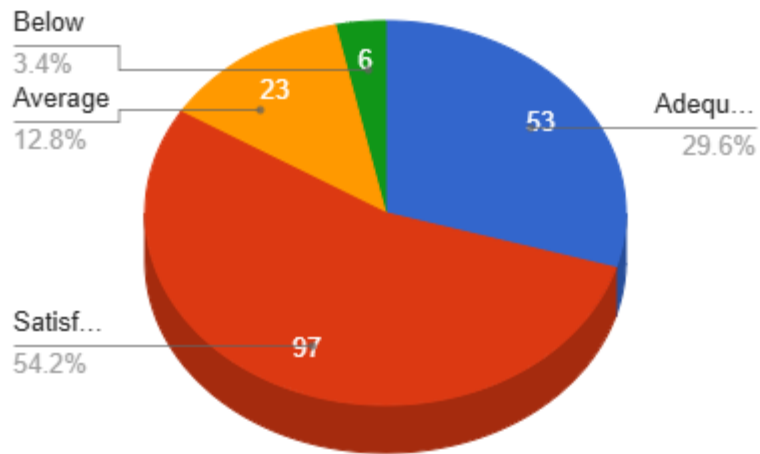
### 12. Motivation from the teachers.



Excellent:	54.2%
Very Good:	25.7%
Good:	14.5%
Poor:	5.6%

## Students' Feedback 2023-24

### 13. Number of teaching faculty in your department.

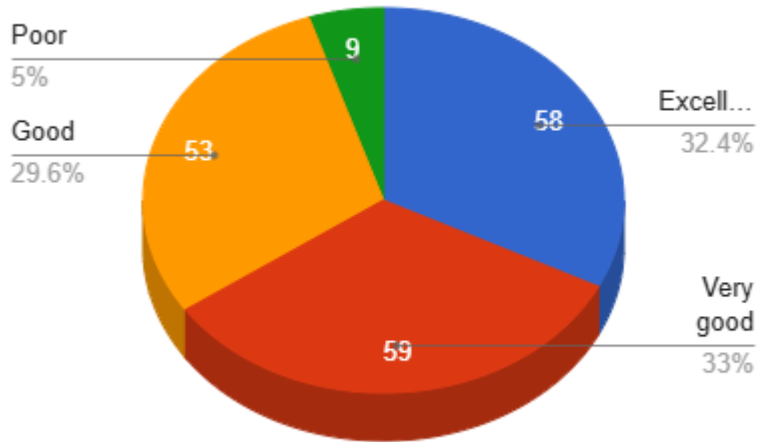


Adequate: 29.6%  
Satisfactory: 54.2%  
Average: 12.8%  
Below average: 3.4%



## Students' Feedback 2023-24

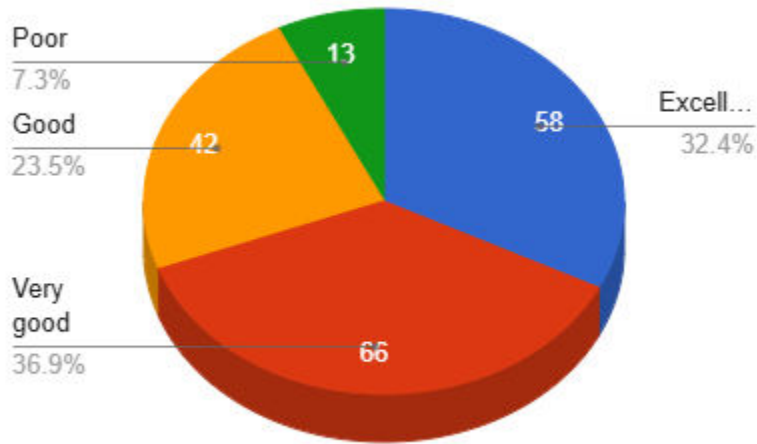
### 14. Opportunities for extra-curricular activities (Sports, Cultural etc).



Excellent:	32.4%
Very Good:	33.0%
Good:	29.6%
Poor:	5.0%

## Students' Feedback 2023-24

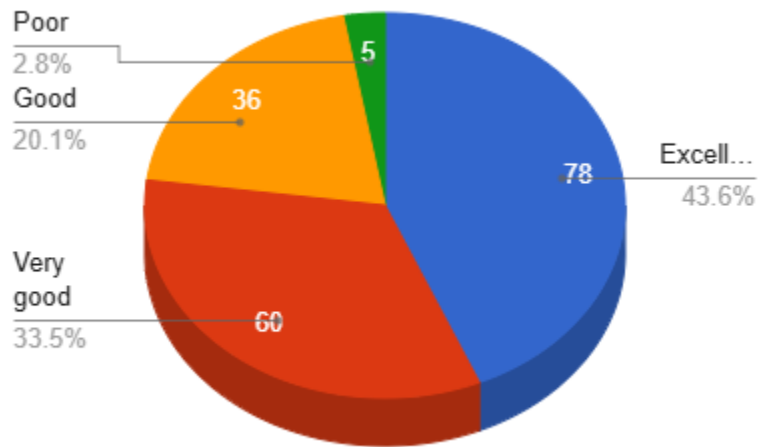
### 15. Opportunity to participate in activities beyond the classroom (Workshops/ Projects / Fieldwork).



Excellent:	32.4%
Very Good:	36.9%
Good:	23.5%
Poor:	7.3%

## Students' Feedback 2023-24

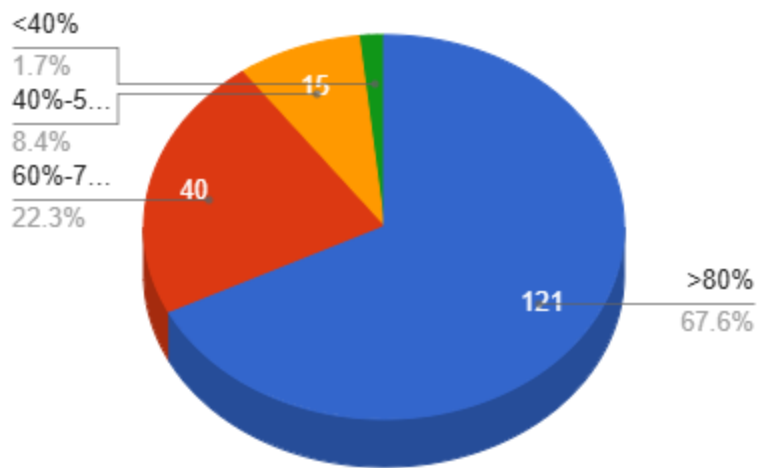
### 16. Overall experience with internal assessment.



Excellent:	43.6%
Very Good:	33.5%
Good:	20.1%
Poor:	2.8%

## Students' Feedback 2023-24

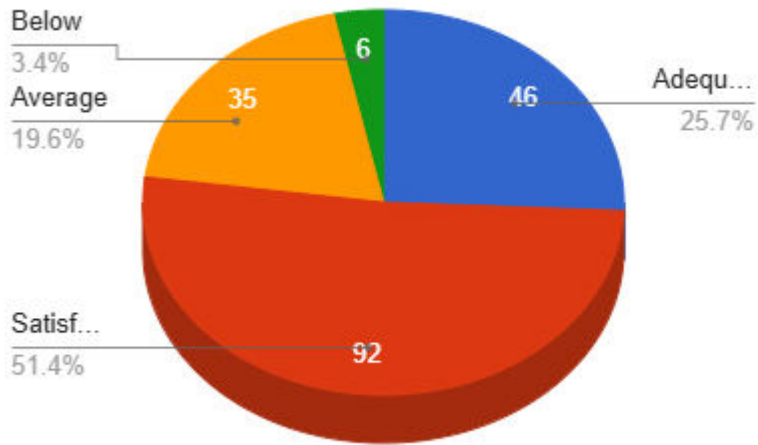
### 17. Percentage coverage of the syllabus.



More than 80%:	67.6%
60%-79%:	22.3%
40%-59%:	8.4%
Less than 40%:	1.7%

## Students' Feedback 2023-24

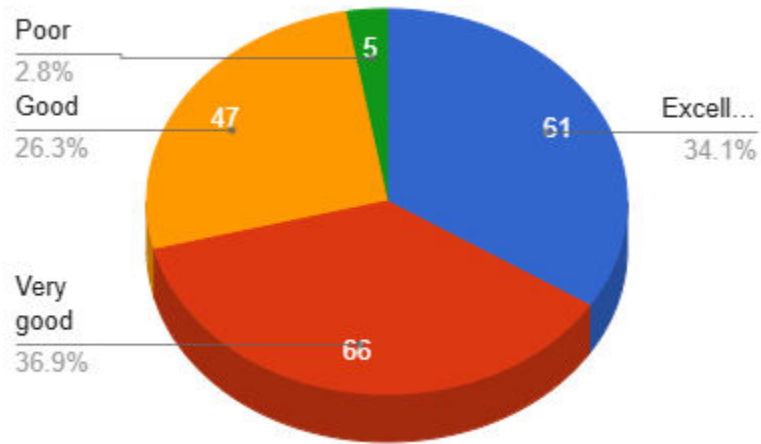
### 18. Physical infrastructure of the College.



Adequate: 25.7%  
Satisfactory: 51.4%  
Average: 19.6%  
Below average: 3.4%

## Students' Feedback 2023-24

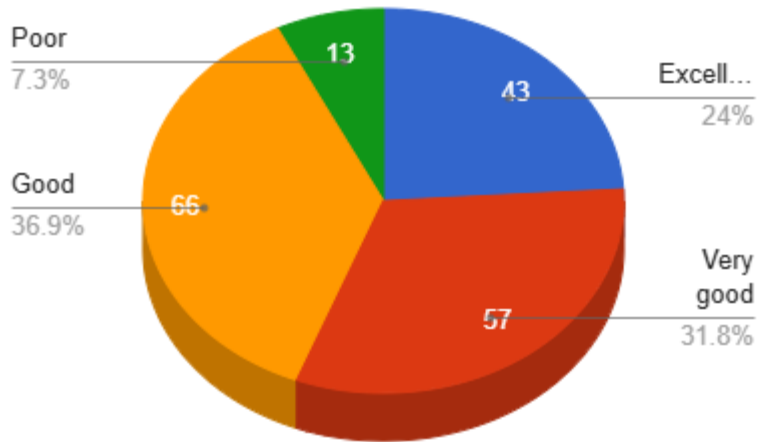
### 19. Physical infrastructure of the college Library.



Excellent:	34.1%
Very Good:	36.9%
Good:	26.3%
Poor:	2.8%

## Students' Feedback 2023-24

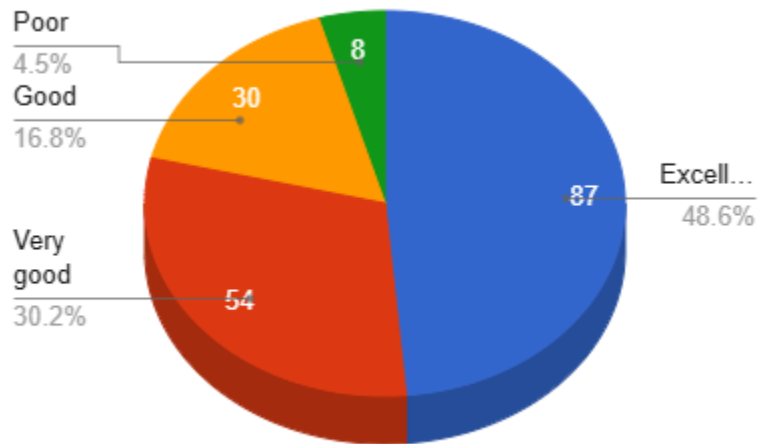
### 20. Scholarship(s) available from the College.



Excellent:	24.0%
Very Good:	31.8%
Good:	36.9%
Poor:	7.3%

## Students' Feedback 2023-24

### 21. Student-Teacher Interaction.

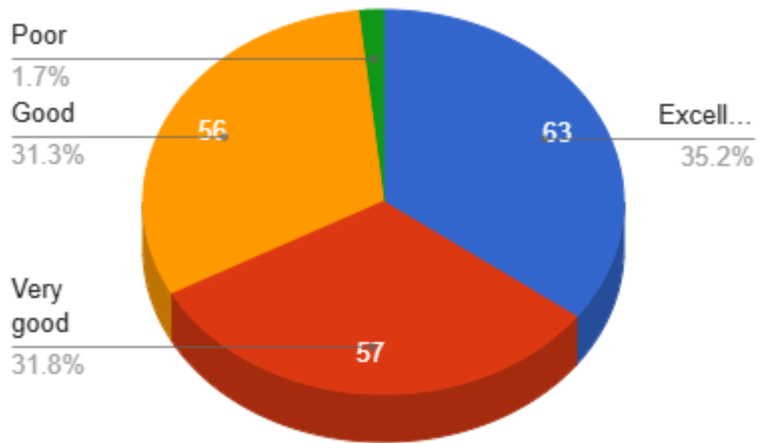


Excellent:	48.6%
Very Good:	30.2%
Good:	16.8%
Poor:	4.5%



## Students' Feedback 2023-24

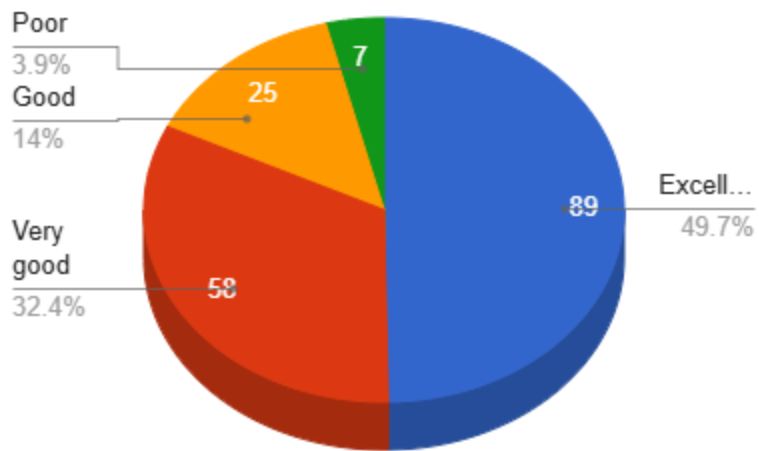
### 22. Support and assistance of the Library Staff.



Excellent:	35.2%
Very Good:	31.8%
Good:	31.3%
Poor:	1.7%

## Students' Feedback 2023-24

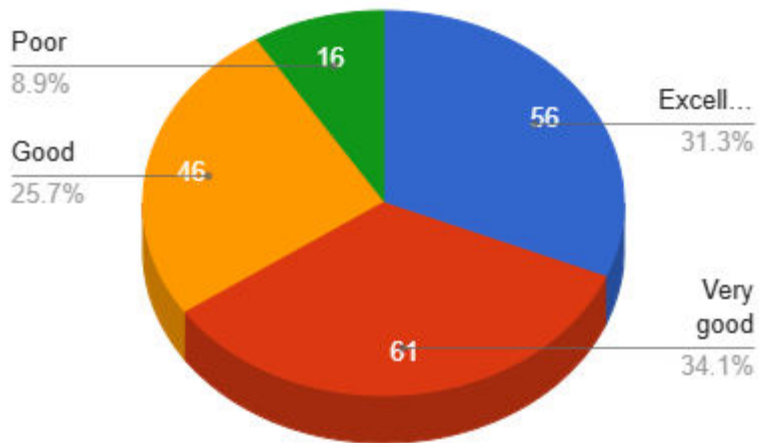
### 23. The teachers' approach to teaching.



Excellent:	49.7%
Very Good:	32.4%
Good:	14.0%
Poor:	3.9%

## Students' Feedback 2023-24

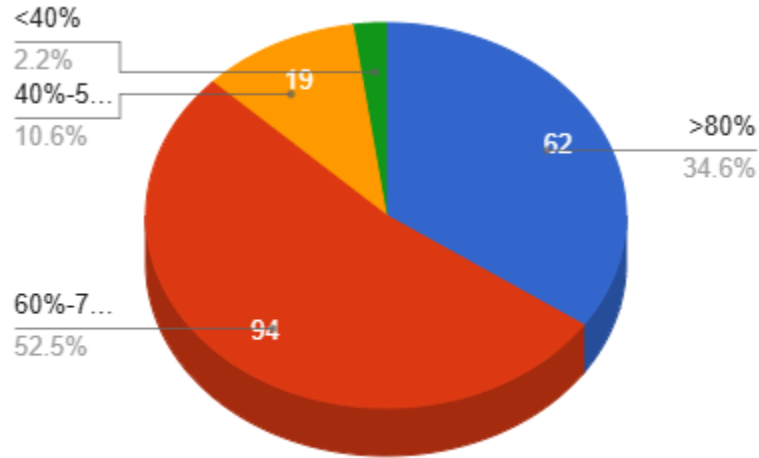
### 24. Use of interactive and computer assisted teaching.



Excellent:	31.3%
Very Good:	34.1%
Good:	25.7%
Poor:	8.9%

## Students' Feedback 2023-24

### 25. Your Percentage attendance in the classes.



More than 80%:	34.6%
60%-79%:	52.5%
40%-59%:	10.6%
Less than 40%:	2.2%

# Students' Feedback 2023-24

## SWOC Analysis

### Strengths

1. **Student-Teacher Interaction:** High scores in categories like "Motivation from the teachers" and "The teachers' approach to teaching" reflect strong teacher engagement and effective pedagogy.
2. **Infrastructure:** Feedback indicates good ratings for "Physical infrastructure of the college" and "Laboratory facilities."
3. **Examination System:** Many students rate the college's examination process as transparent and fair.
4. **Extracurricular Opportunities:** Positive responses for activities beyond academics highlight a focus on holistic student development.

### Weaknesses

1. **Sanitary and Canteen Facilities:** These areas received several "Poor" and "Below average" ratings, suggesting dissatisfaction among students.
2. **Digitization and Modern Teaching Tools:** Mixed feedback regarding the "Use of interactive and computer-assisted teaching" suggests room for improvement.

### Opportunities

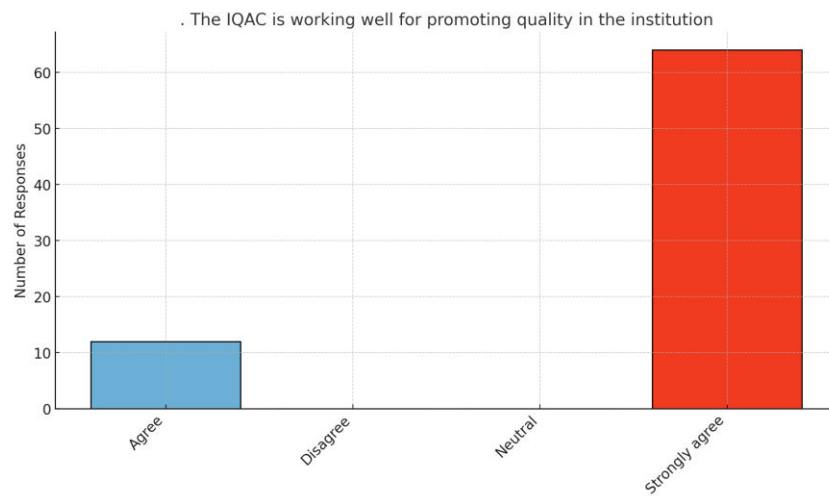
1. **Improved Digital Tools:** Enhancing digital infrastructure and integrating more interactive teaching methods can address modern educational demands.
2. **Scholarship Programs:** Expanding and better promoting scholarship opportunities can attract and retain talented students.
3. **Enhanced Grievance System:** Strengthening the grievance redressal mechanism can build trust among students.

### Challenges

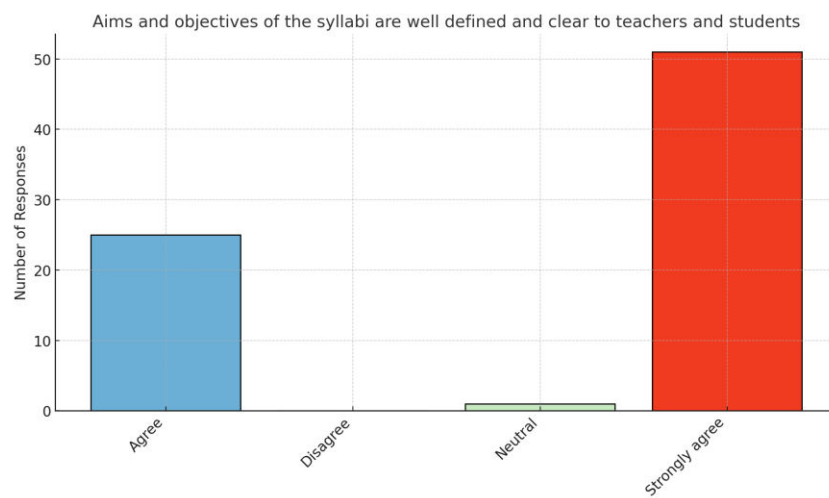
1. **Resource Management:** Ensuring proper maintenance of facilities like sanitation and the canteen while managing resources efficiently is a key challenge.
2. **Increasing Attendance and Participation:** Encouraging students to attend classes more regularly and participate actively remains a hurdle.
3. **Maintaining Academic Standards:** Balancing faculty workload while ensuring syllabus completion and quality teaching requires strategic planning.

## Feedback Analysis of Faculty

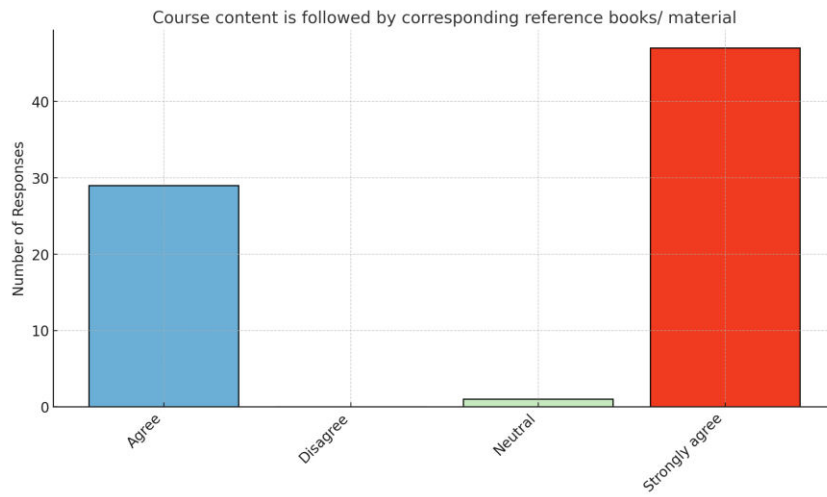
### . The IQAC is working well for promoting quality in the institution



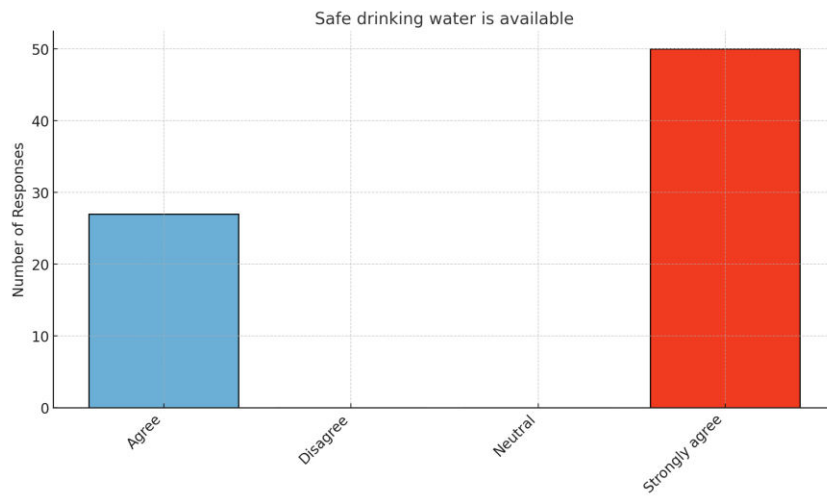
### Aims and objectives of the syllabi are well defined and clear to teachers and students



## Course content is followed by corresponding reference books/ material



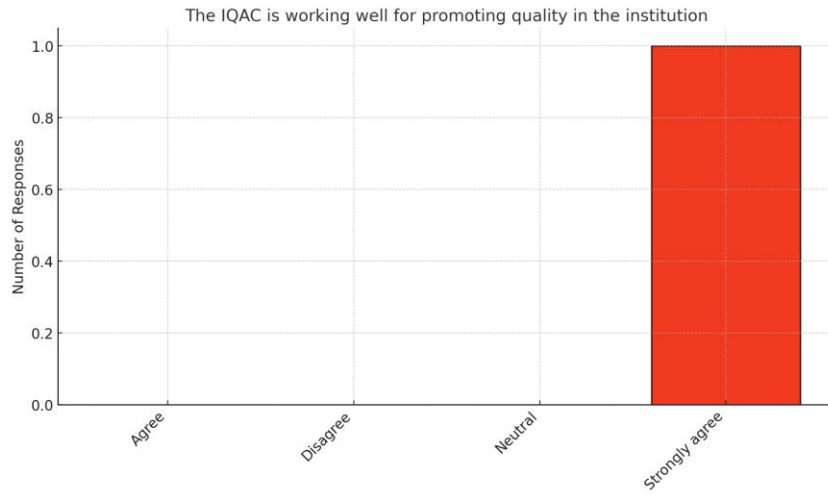
## Safe drinking water is available



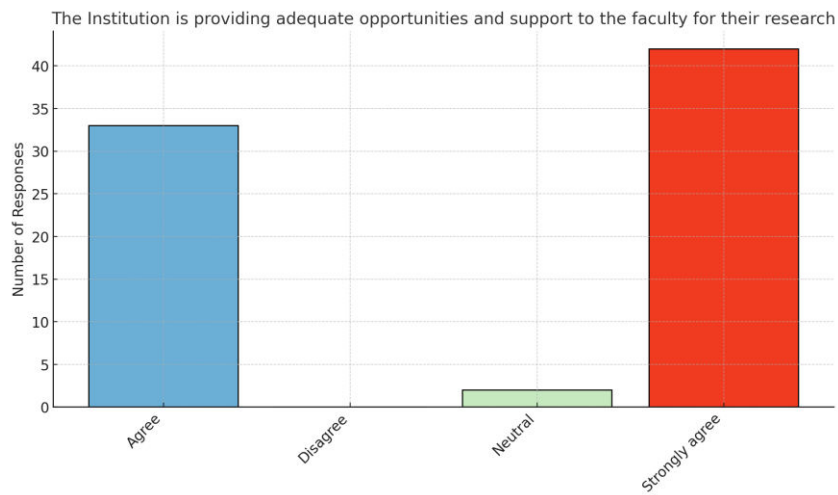
## Student centered learning resources are available in the Institute



## The IQAC is working well for promoting quality in the institution

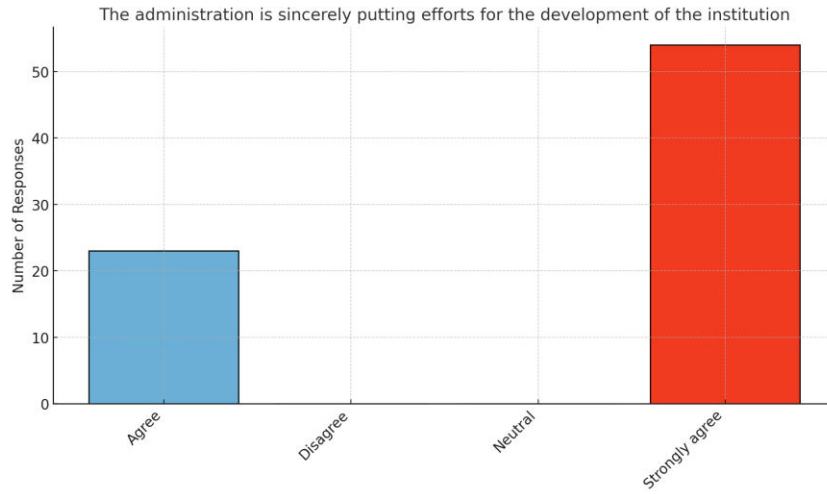


## The Institution is providing adequate opportunities and support to the faculty for their research

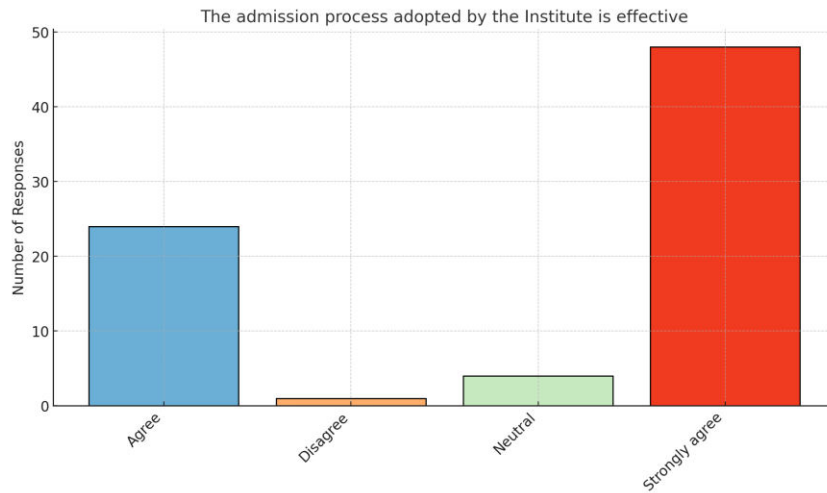




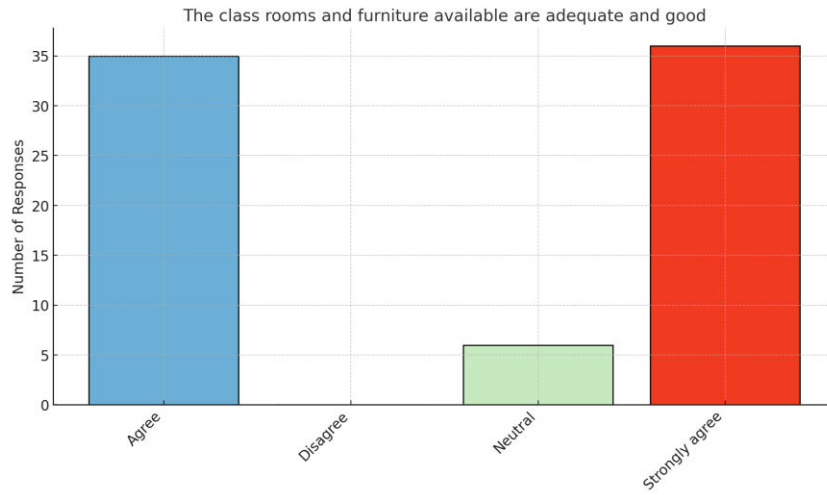
## The administration is sincerely putting efforts for the development of the institution



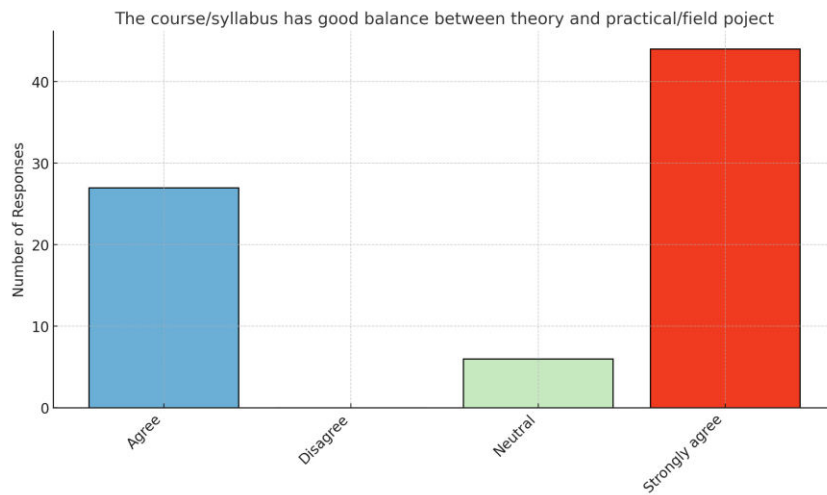
## The admission process adopted by the Institute is effective



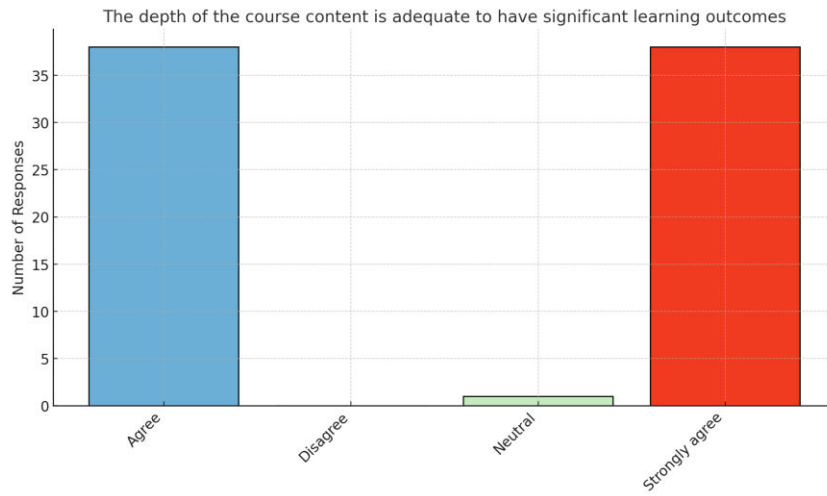
## The class rooms and furniture available are adequate and good



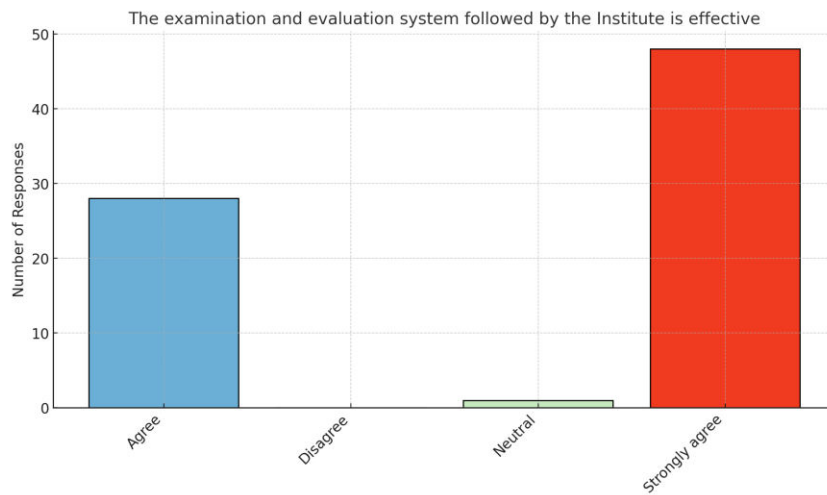
## The course/syllabus has good balance between theory and practical/field project



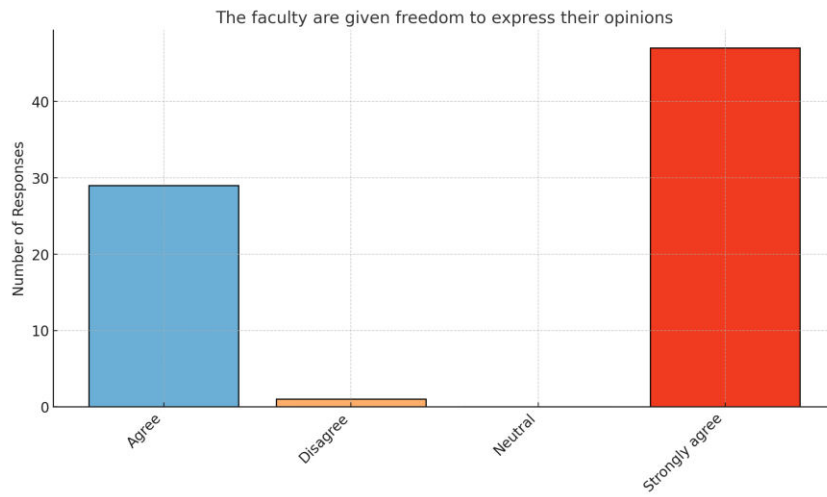
## The depth of the course content is adequate to have significant learning outcomes



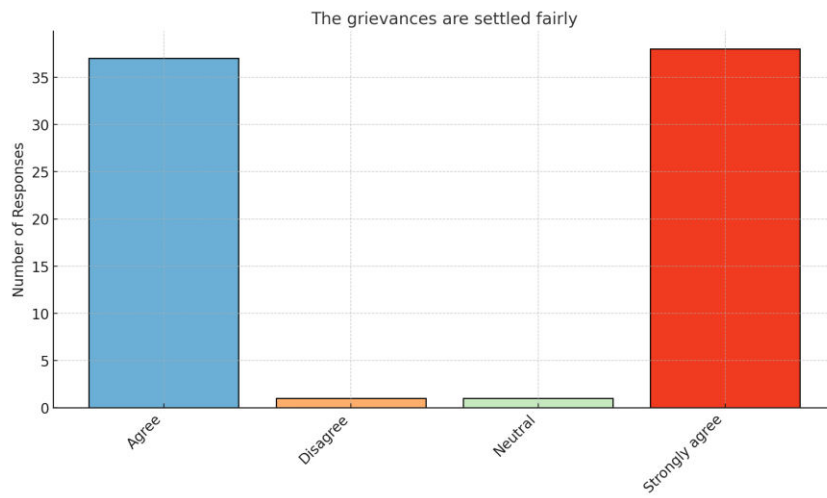
## The examination and evaluation system followed by the Institute is effective



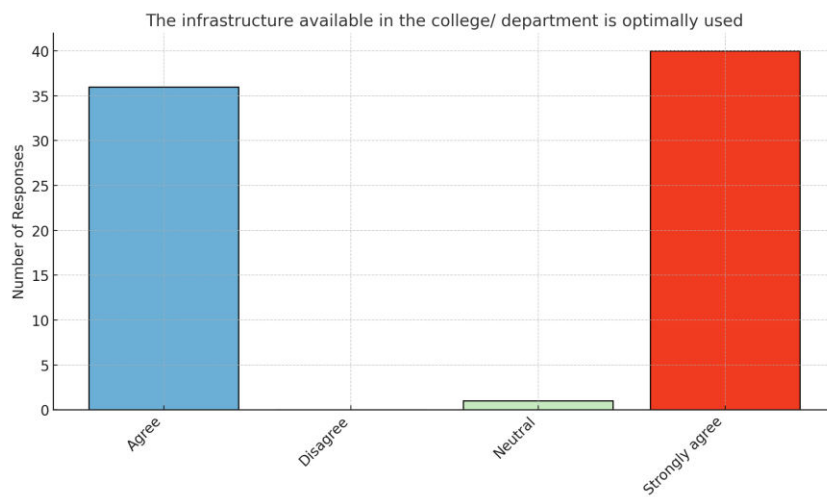
## The faculty are given freedom to express their opinions



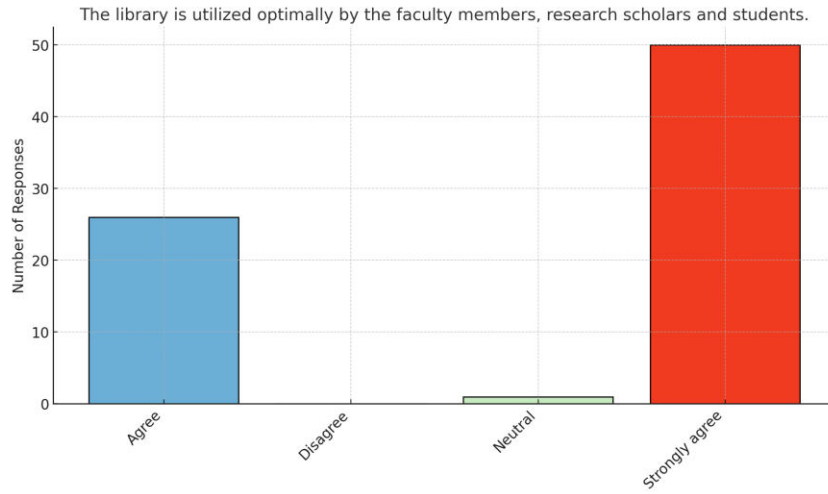
## The grievances are settled fairly



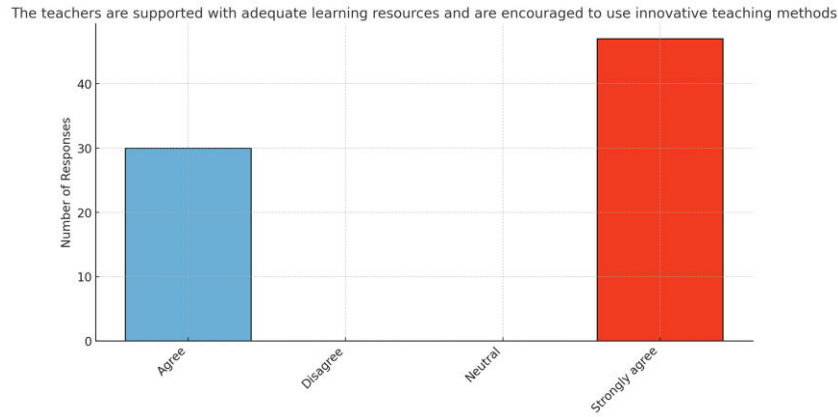
## The infrastructure available in the college/ department is optimally used



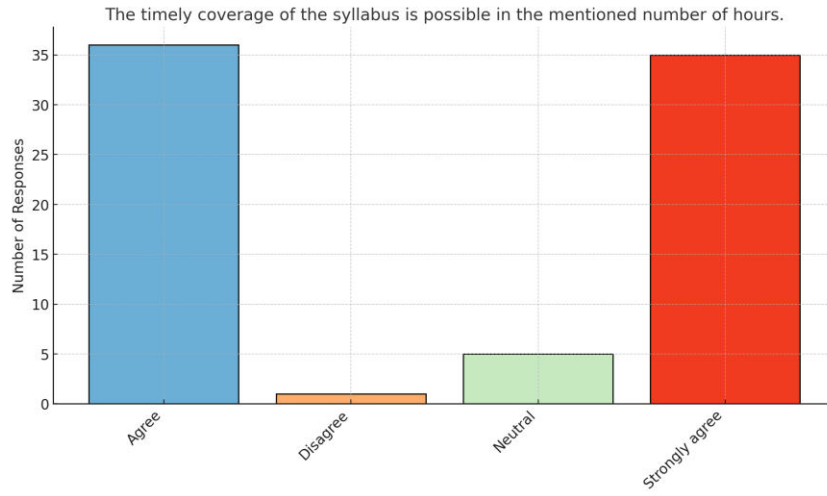
**The library is utilized optimally by the faculty members, research scholars and students.**



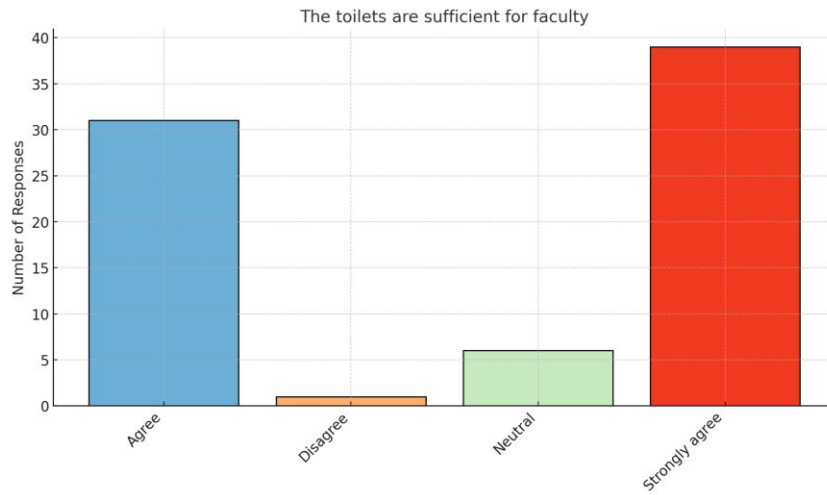
**The teachers are supported with adequate learning resources and are encouraged to use innovative teaching methods**



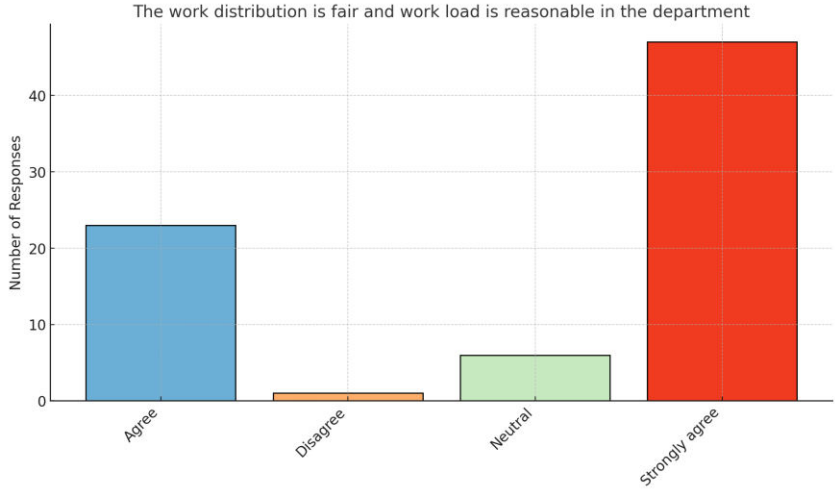
## The timely coverage of the syllabus is possible in the mentioned number of hours.



## The toilets are sufficient for faculty



# The work distribution is fair and work load is reasonable in the department



## SWOC Analysis

### Strengths

1. **Strong Agreement on Key Areas:** A majority of the responses fall into the "Strongly Agree" category for several questions, indicating satisfaction with:
  - The clarity of syllabi aims and objectives.
  - The adequacy of the course content to achieve learning outcomes.
  - The availability and use of learning resources, including the library.
  - Efforts by the administration to support institutional development.
  - The faculty's freedom to express opinions and use innovative teaching methods.
2. **Effective Support and Infrastructure:**
  - Faculty members are provided with opportunities and resources for research.
  - The timely completion of syllabi in the prescribed hours.
  - Adequate classroom furniture and infrastructure utilization.
3. **Positive Institutional Environment:**
  - Strong agreement on grievance settlement fairness and workload distribution.
  - The Institution's IQAC (Internal Quality Assurance Cell) is seen as effective in promoting quality.

### Weaknesses

1. **Neutral or Negative Responses in Specific Areas:**
  - Questions on the balance between theory and practical/field projects received some neutral responses.
  - Faculty toilets and drinking water facilities, while adequate for many, received mixed responses.
  - Workload fairness and sufficiency in some areas appear to have minor gaps.



## **2. Engagement with Certain Processes:**

- Responses indicate that while the admission process is effective, there is room for further improvement or communication.

## **Opportunities**

### **1. Enhancing Practical Learning:**

- Increase focus on the integration of practical and field project components in the curriculum to balance theory and practice.
- Invest in modern teaching aids and digital resources to support innovative teaching methods.

### **2. Infrastructure Improvements:**

- Further enhancement of facilities such as toilets, drinking water, and classrooms can address areas with neutral or dissatisfied feedback.
- Optimize administrative processes and support systems to improve perceptions.

### **3. Professional Development:**

- Expand research opportunities and collaborations for faculty to strengthen academic contributions.
- Promote workshops or training programs to align faculty development with institutional goals.

## **Challenges**

### **1. Consistency in Quality Across Areas:**

- Maintaining uniformly high satisfaction levels across all dimensions of feedback, especially in areas like administrative processes and infrastructural adequacy.
- Addressing any perception gaps in grievance resolution, workload distribution, and research support.

### **2. Adapting to Changing Educational Needs:**

- Keeping up with evolving academic and industry demands, requiring frequent updates to syllabi and teaching methods.
- Ensuring that student-centered learning remains a priority amid other institutional objectives.